

NEW DAILY





BERLIN, GERMANY.

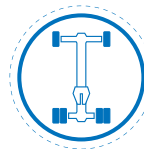
Your new **DAILY** is an all-new **DAILY**: strong by nature, incredibly light, comfortable and easy to handle. New architecture optimizes vehicle volumes. New wheelbases improve dynamic handling. New suspensions enhance performance and solid build.

A **business oriented vehicle** that features larger volumes, a more accessible loading platform and lower fuel consumption. The new DAILY has been completely redesigned to meet every need of light commercial transport, **a new concept, a new vehicle, a new generation of Daily vehicles.**



NEW VAN ARCHITECTURE

BEST IN CLASS LOAD VOLUME (19,6 m³)
BETTER LOAD EFFICIENCY (WITH THE NEW 10,8 m³)
NEW RANGE OF WHEELBASES WITH REAR OVERHANG REDUCTION
MORE ACCESSIBLE LOAD COMPARTMENT



STRENGTH

CHASSIS WITH HIGH-STRENGTH SIDE MEMBERS
UP TO 7 t GROSS VEHICLE WEIGHT
REINFORCED SUSPENSION (ALLOWING UP TO 200 Kg. GREATER LOAD)
TOUGH, RELIABLE ENGINES



DESIGN

NEW STYLE
NEW INTERIORS
ERGONOMIC DASHBOARD
NEW STORAGE COMPARTMENTS



VERSATILITY

VAN, CHASSIS CAB, CREW CAB, MINIBUS
SINGLE AND TWIN WHEELS
MAXIMUM EASE OF FITTING AND CONFIGURATION



HANDLING

NEW SUSPENSION
OPTIMISED WHEELBASE FOR BETTER DRIVEABILITY
BEST TURNING CIRCLE IN ITS CLASS (10.5 m)



COMFORT

CAR-STYLE DRIVING
NEW SEAT, NEW CONTROLS AND NEW DRIVING POSITION
BETTER SOUNDPROOFING
GREATER FORWARD VISIBILITY
NEW CLIMATE CONTROL SYSTEM



PERFORMANCE

REAR-WHEEL DRIVE
POWER UP TO 146 HP
TORQUE UP TO 350 NM
NATURAL POWER 136 HP VERSION
BEST IN CLASS TURNING RADIUS
6-SPEEDS MANUAL TRANSMISSION



NEW ARCHITECTURE



ATLANTERHAVSVEIEN, NORWAY.

The new DAILY is the perfect van in every way: a totally redesigned vehicle, superb balance on the road, extremely easy to drive and with the best load volumes in its class.

80% of the bodywork components have been redesigned, while the **chassis-based framework** – the core of the DAILY's robustness and durability – has been maintained. **The capacity has been optimised,**

with a redesigned wheelbase, total length and load compartment length relationship: the new 3520 and 4100 mm wheelbases reduce the rear overhang without affecting the ground dimensions and load platform.

In this way an entirely new range of **load capacities has been developed, from just over 9 to almost 20m³.**

The new 18 and 19.6 m³ models are the **best in their class in terms of**

available volume. The new 10.8 m³ version is the **best in terms of load efficiency** (i.e. relationship between load platform length and total length).

The new longer wheelbases reduce rear overhang and optimise the total vehicle and load compartment lengths for an excellent drive in any condition.





STRENGTH



GENOA, ITALY.

The new DAILY is the toughest of light commercial vehicles, with the most lasting performance.

Its strength is based on its chassis, made of C-section side members in special steel, an exclusive feature in light commercial vehicles that sets the DAILY apart from car derived vehicles.

The load-bearing chassis is a key element in the vehicle's strength and modularity.

The use of thicker chassis for greater load capacities makes it possible to **optimize the weight and performance** of each version.

The DAILY is the only light commercial vehicle with gross vehicle weights of up to 7 t and payloads of up to 4700 kg. The maximum front and rear axle loads too are top-ranked in their class.

The range re-proposes all the **wheel base variations** from 3000 to 4750 mm whilst

maintaining the same cab and body length. This allows the chassis fittings installed in the previous ranges to also be used on the new DAILY.

The new DAILY chassis cab is now available with a new version featuring single wheels with a 4100 mm wheelbase and a configurable length of up to 4.5 m: the ideal vehicle for refrigerated and temperature controlled boxes, ensuring great handling and excellent stability, also thanks to the new QUAD-LEAF suspension.

The new DAILY chassis cab is the most popular base among body builders: it is the toughest and the easiest to transform.

In the single cab, crew cab and chassis cowl versions, with single or twin wheels, it can be equipped as a box van, tipper, panel van, camper, minibus, vehicle recovery truck, crane truck, overhead platform and for many other special uses.

Its strength means that no job is too great.

The VAN capacity has been optimized, with a redesigned wheelbase, total length and load compartment length relationship: the new 3520 and 4100 mm wheelbases reduce the rear overhang without affecting the ground dimensions and load platform.

In this way an entirely new range of load capacities has been developed, from just 9 to almost 20 m³.

The new 18 and 19.6 m³ models are the best in their class in terms of available volume.

The DAILY Van is the preferred choice of transport professionals, not only for distribution work, but for all applications involving large volumes, excellent performance and duration under stress.



DESIGN

The design of the new DAILY also expresses its exclusive personality.

Unique in its class for technical features and performance, it is as attractive as a car but proudly shows off its identity as a **transport professional**.

It is a completely new vehicle: **80% of VAN bodywork components have been redesigned**, while the chassis-based framework, the core of the DAILY's robustness

and durability, has been maintained.

The front is a blend of different modules: the **windscreen** plane, framed by a continuous line, extends into the side windows to join the **headlight-grille** line at the mirrors.

The rounded hood, generously proportioned for easy engine access, is positioned between the two modules. Lower down, the **bumpers** broaden out towards the robust wheel arch to accentuate road holding with a markedly

horizontal motif. The new DAILY's shape is closely linked to its function. The headlights are positioned high up and set back to avoid damage from minor knocks.

The increased glass surface area makes the cab more luminous and improves vertical vision. The new cab design also improves the vehicle's **aerodynamics**.

The new DAILY has an ergonomic **new dashboard** and numerous **compartments**

easily reachable from the driving seat (five closable compartments, three DIN compartments and three cup holders, plus purpose-designed holders for frequently used items such as phones and tablets).



Brighter interior with greater visibility, with increased glass surface area and a lowered seat.

The new DAILY marking system is simple and intuitive: the code states the gross vehicle weight (in quintals) and the power (in HP).





With two distinct architectures, with different wheelbases for vans and chassis cabs, **the new Daily is the most versatile vehicle in its class.**

The new range includes **chassis cabs, crew cabs, chassis cowl, vans, semi-windowed vans and minibuses.**

The **chassis cab** gross vehicle weight ranges from 3.5 to 7 t, with wheelbases from 3000 to 4750 mm and body lengths up to 6190 mm.

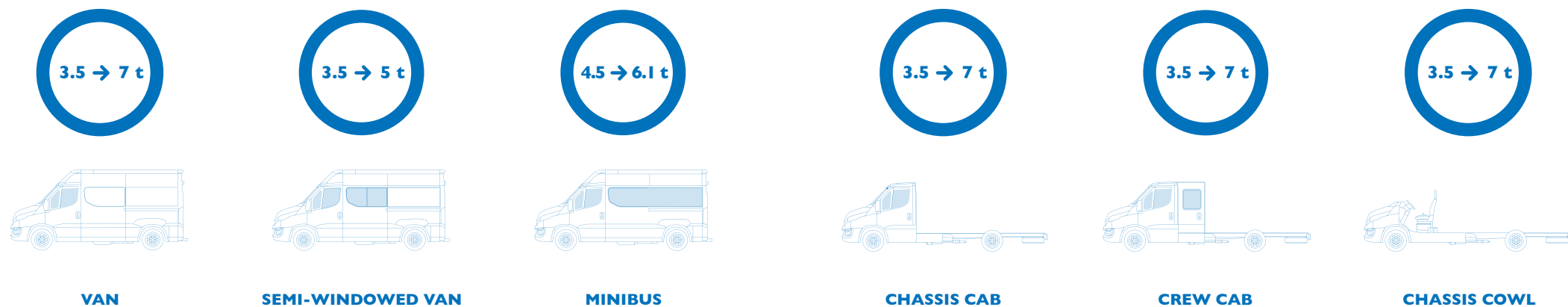
The new single wheel 4100 mm wheelbase version maintains all the distinctive qualities of the DAILY but with even better drive ability.

The **gross vehicle weight** of the van ranges from 3.5 to 7 t, with load capacities from 9 to 19.6 m³.

The van is available in three heights: 1545, 1900 and 2100 mm, making it possible for a tall person to stand up and move about in the load compartment. The vehicle **length** varies

from 5560 to 7500 mm and the **wheelbase** from 3000 to 4100 mm.

This extensive range of bodies, engines, dimensions, wheelbases and load capacities allows you to choose between **different factory versions of the new DAILY**, each one configurable in an infinite number of ways thanks to the versatility of the framework.





HANDLING




GENOA, ITALY.

The new DAILY is now even easier and more intuitive to drive, even for car license holders used to driving a car. The new architecture with longer wheelbases and reduced rear overhang **enhances the balance and driveability of the DAILY van** without detracting from its extraordinary agility in confined spaces.

The new QUAD-LEAF front suspension improves handling, comfort and dynamic response, ensuring maximum

stability even in the event of sudden swerves with a full load. Standard on all 3.5 tonne single wheels models, the new suspension uses a quadrilateral system with double swing arm and leaf spring, and has been completely redesigned with specific angles calculated to **improve kinematic behaviour.**

A number of key components – such as the cross member incorporating the engine mount – have been redesigned to increase rigidity and reduce overall mass.



The QUAD-LEAF suspension ensures excellent vehicle control, top strength and high performance **(1 900 kg standard max load).**

For particularly severe applications, the **QUAD-TOR suspension** (standard on all cab and vans twin wheels from 3.5 t), with torsion bars instead of the leaf spring and an **axle weight rating of 2 500 kg** (2 100 kg for versions up to 5 t).



COMFORT



On the new DAILY, the driving position and comfort are the same of a good car.

The **seat** (H-point lowered by 15 mm), **steering wheel** (20 mm smaller and 7° more vertical) and windscreen (40 mm more glass with a 4° improvement in visibility) are new. The dashboard has been completely redesigned to ensure the driver has a comfortable control of the vehicle while in the correct driving position.

The **ergonomic** space, considered to be the best in its class, is accompanied by improved soundproofing and a more efficient climate control system (manual and automatic).

The DAILY's driveability has changed radically. The **new 4100 mm wheelbase on the single wheel version** guarantees excellent road-holding under all load conditions, great handling in tight spaces and a really comfortable ride. The new suspension systems improve the ground contact and overall balance of the



vehicle, reducing roll and pitch to a minimum even at high speeds.

ABS+EBD are standard for all versions, and other electronic safety systems (such as ASR, ESP, the Lane Departure Warning System and 3 level of AIRBAG) are available on request. The new infotainment and telematics range has two audio system levels.





PERFORMANCE



The new DAILY offers top class performance.


Rear drive guarantees traction and pick-up at engine start. The new DAILY is the only vehicle to use industrial-derived engines, optimized for heavy-duty performance and able to reach high mileage while keeping maximum efficiency.

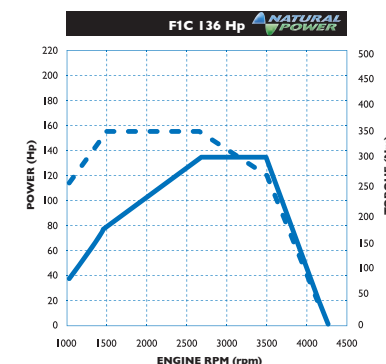
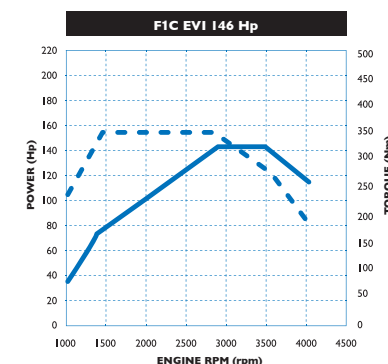
The range of engines is topped off by the extremely green CNG, 136 HP NATURAL POWER engine with Euro6 Heavy Duty approval. Transmissions come in a **6-gear**

manual version. The new DAILY also provides several important new features aimed at reducing fuel consumption, such as the EcoSwitch, activated by the driver to modulate torque output, the EcoMac intelligent air cooling system, which further **decrease fuel consumption** over the previous model. The deck top is completely flat and obstacle-free to facilitate the work of body and equipment fitters. The vehicle can be fitted with a power take-off flange on the side of the gearbox (torque delivery up to 180 Nm).

The vehicle electronics can be integrated with those of the body fittings via standard CAN-BUS connections.

NEW DAILY ENGINES

ENGINE	MAX POWER (HP)	MAX TORQUE (Nm)
F1C 3,0 litre	146	350
 136	136	350



 F1C 3,0 litre IVECO



In the Natural Power version, the methane tanks are located between the side members.





DESERT RHINO CAMP, NAMIBIA.

NEW DAILY MINIBUS

WHEELBASE (mm)	HEIGHT / GROSS VEHICLE WEIGHT H2/H3	PASSENGERS H2/H3
		
3520L	4.5 t	16
4100	5.6 t	19 + 1
4100L	5.6 ÷ 6.1 t	22 + 1

ALL VERSIONS WITH TWIN WHEELS NEW WHEELBASE LENGTHS NEW VERSION

The new Daily Minibus offers all the advantages of the New Daily: new architecture, new longer wheelbases, new exterior and interior design with driving position with ergonomic dashboard. Daily Minibus meets all the passenger transport needs thank to its different ranges:

- **DAILY TOURYS** (touristic)
- **DAILY LINE** (Intercity)
- **DAILY CITYS** (urban)

all of them at the top of their class for comfort efficiency and versatility.

Passengers comfort has assured by the new modern equipment, designed to do nice comfortable even long-distance journeys with improved air conditioning system and air diffusion and the fitment of air suspension. The different **customizations** options are able to satisfy all the passenger's and services requests. Solutions with double or single glazing and different types of electric sliding doors can be chosen. The new top of the range **6.1 t version** can seat up to **22 passengers**, in addition to the



driver and one jump seat. **This is the best on the market for a standard vehicle in this class.** The new wheelbase of 4100 mm provides 30% increase luggage space than previous version (up to 2.5 m cubic luggage lowered).



The new DAILY is much more than a vehicle: it is a **complete transport solution** providing a perfect integration between product and services.

The **IVECO network** stands out for its extensiveness and competence, and IVECO repair centers provide the manufacturer's quality combined with the skill of technicians who know the new DAILY like nobody

else does. Dedicated diagnosis and repair equipment guarantee effectiveness and rapidity and also allow remote operations.

REPLACEMENT PARTS

The new DAILY's performance is assured by the use of Original IVECO Replacement Parts, the result of painstaking selection of materials and suppliers, and specific, rigorous product testing. The range of original Iveco replacement parts not only includes all new parts but a broad

selection of regenerated engines, gearboxes and components, a valid alternative for reducing maintenance costs and environmental impact.

Iveco supports its customers throughout the life of their new DAILY ensuring the perfect combination of performance, value and productivity over time.



ACCESSORIES

With the special new range of IVECO Accessories you can customize your new Daily and make it unique, perfectly suited to your very own business needs. The range of New Daily accessories, developed in collaboration with top suppliers and the Fiat Style Centre, has been extended and fully renewed to ensure safety, practicality, comfort, design and technology for the New Daily.






ORIGINAL LUBRICANTS



The new DAILY comes with new engine oil, "PETRONAS URANIA", the ORIGINAL IVECO lubricant developed in close collaboration with PETRONAS LUBRICANTS; its special formula, ensure better performance, longer intervals between replacement and lower fuel consumption.

CHOOSE YOUR DAILY VAN

The new **DAILY Van** has been designed specifically for city jobs and deliveries, focusing on the vehicle's lightness, driveability and load efficiency.
The new DAILY comes in **many different factory versions**, made up of the combination of the different bodies, wheelbases and load capacities.
The new DAILY range has a vehicle for any job, yours too.

NEW DAILY VAN

A WHEELBASE (mm)	B VEHICLE LENGTH (mm)	C LOAD COMPARTMENT LENGTH (mm)	D LOAD COMPARTMENT WIDTH (mm)	H HEIGHT / LOAD VOLUME			GROSS VEHICLE WEIGHT (t)	
				H1 (1545 mm) 	H2 (1900 mm) 	H3 (2100 mm) 	MIN	MAX
3520	5560	3130	1800	9 m³	10.8 m³		3.3 t	5.2 t
3520L	5950	3540			12 m³	13.4 m³		
4100	7130	4680			16 m³	18 m³	3.5 t	7 t
4100L	7500	5125			17.5 m³	19.6 m³		

 NEW WHEELBASE LENGTH  BEST-IN-CLASS

REAR DOOR DIMENSIONS (mm)	H1 (mm)	H2 (mm)	H3 (mm)
HEIGHT	1450	1800	2000
WIDTH		1530	

SLIDING SIDE DOOR DIMENSIONS (mm)	H1 (mm)	H2 (mm)	H3 (mm)
F HEIGHT	1440	1800	
G WIDTH	WHEELBASE 3520 / 4100L		1260

E DISTANCE BETWEEN WHEEL ARCHES (mm)	
SINGLEWHEEL	1320
TWIN WHEEL	1030

LOAD VOLUME
from 9 m³ to 19,6 m³



CHOOSE YOUR DAILY CAB

The new **DAILY Chassis Cab** remains the toughest and most versatile light commercial vehicle in its class: the load-bearing structure ensures solidity, payload and long-lasting performance. The new DAILY comes in **different factory versions**, the combination of the different bodies, wheelbases and load capacities.
The new DAILY range has a vehicle for any job, yours too.

GROSS VEHICLE WEIGHT
from 3.5 t to 7 t

NEW DAILY CHASSIS CAB

WHEELBASE (mm)	MAXIMUM BODY LENGTHS (mm)				GROSS VEHICLE WEIGHT (t)			
	SINGLE WHEEL		TWIN WHEEL		SINGLE CAB		CREW CAB	
	MIN	MAX	MIN	MAX	MIN	MAX	MIN	MAX
3000	2510	3000			3.5 t	5.2 t	3.5 t	7 t
3450	3395	3886	3395	3886	3.5 t	7 t	3.5 t	7 t
3750	4005	4495	4005	4495	3.5 t	7.2 t	3.5 t	7 t
4100	4005	4495	4005	4895				
4350			4830	5340	5.2 t	7.2 t	5.2 t	7 t
4750			5690	6308				

ALL VERSIONS HAVE BODY LENGTHS IDENTICAL TO THE PREVIOUS WHEELBASE VARIANTS NEW WHEELBASE LENGTH BEST-IN-CLASS



OPTIONALS



AIR CONDITIONING WITH MANUAL CLIMATE CONTROL

The system cools/heats the cab quickly. The special pollen filter captures allergens before they can enter the cab.



AIR CONDITIONING WITH AUTOMATIC ECOMAC CONTROL

Perfect cab cooling/heating is ensured through the intelligent management of the compressor; the EcoMac, optimising operations according to actual cooling/heating needs, delivering just the right temperature to the cab and reducing consumption.



RADIO MP3

Car radio with FM/AM radio frequency tuner; mp3 player with USB drive via microUSB input (supplied with microUSB-USB adaptor cable) AUX input, integrated 4x20 W amplifier.



RADIO MP3 + BLUETOOTH AND STEERING WHEEL CONTROLS

Car radio with FM/AM radio frequency tuner; CD/mp3 player; mp3 player with USB drive via USB input on the dashboard (iPod® compatible), AUX input on the dashboard, Bluetooth® interface with internal microphone for mobile phones and smartphones (iPhone® compatible), radio and phone controls on the steering wheel, automatic volume control according to vehicle speed, integrated 4x20 W amplifier.



ECOSWITCH

At the flick of a switch on the dashboard, this function reduces vehicle consumption by modulating the engine torque and reducing the maximum speed to 125 km/h. Particularly valuable for city driving or when the vehicle is empty.



AIR SUSPENDED DRIVER SEAT

Extra comfort for driver and passengers. Besides the two seat adjustments (fore-and-aft and backrest angle), the New Daily also offers the option of heated driver and passenger seats with spring suspension and three adjustments (fore-and-aft, seat height and backrest angle).



WEBASTO INDEPENDENT HEATER

The system pre-heats both the engine and the interior of the cab through the ventilation system. A timer on the dashboard lets you select what time you want the system to come on, so you won't have to put up with any more cold starts! This independent heating system creates a pleasant temperature inside the cab even when the engine is switched off and prevents ice forming on the windows (thermal power 5.2 kW).



LANE DEPARTURE WARNING SYSTEM (LDWS)

The system gives off a clear acoustic warning signal to warn the driver of any unintentional lane changes due to drowsiness, tiredness or distraction.



CRUISE CONTROL

Cruise Control is an electronic system used to set and adjust the vehicle speed from a handy lever located on the steering wheel. The system memorises and maintains the vehicle at the speed set by the driver, which can then be increased or decreased by turning the lever clockwise or anticlockwise. If the driver brakes or presses the clutch, the cruise control is automatically disabled; it can be re-activated at the set speed simply by pressing the lever. Particularly suited to interurban use and in regular traffic conditions, it makes driving more comfortable and optimises consumption.

OPTIONALS



DIFFERENTIAL LOCK

The differential lock delivers better traction over low-grip or muddy surfaces, for safer driving and greater comfort. A switch on the dashboard engages the differential lock to drive both wheels together.



FOG LIGHT

The new low level fog lights ensure optimum illumination of the road ahead in poor visibility conditions. Thanks to the cornering function, they also come on automatically on bends, to light the road in the direction you are steering.



BIGGER FUEL TANK

Efficiency, productivity and punctuality are vital for all transport professionals. The new DAILY can be equipped with a larger fuel tank that boosts capacity from 70 to 100 litres. Increased range saves you time and enables you to make fewer refuelling stops on long journeys and busy days.



FULL OPENING REAR DOORS

The 270° opening rear doors make it easier to load and unload, especially in tight spaces. You can even reverse with the rear doors fully open, a feature that is particularly useful when loading from ramps. The 270° rear doors incorporate stop devices to hold them at 90° and 180° and also in the fully open position.



TOWING HOOK AND DOUBLE TOWING HOOK

The ball-head towing hook lets you tow trailers weighing up to 3.5 tonnes without having to remove the rear footboard (on vans). The towing hook is fitted to the lower rear cross member and comes with a 13-pin trailer socket. As the device is fitted by the manufacturer, the vehicle is automatically approved for towing. Made from steel, the robust towing hook incorporates a safety release.



AIRBAGS

It's important to feel totally protected as you go about your business. That's why, in addition to many other passive safety features, the DAILY can be fitted with two front airbags and two side (window) airbags - one for the driver and one for passengers. The NEW DAILY's advanced airbag system provides the best possible protection and ensures the safety of everyone on board.



AIR REAR AXLE SUSPENSION

A special air suspension button on the dashboard, which can be reached even when on board the vehicle, is used to raise or lower the rear load platform quickly and easily to facilitate loading and unloading operations. Particularly useful for jobs involving an intensive use of the load compartment.



WIDER WHEEL PROFILE

The possibility to choose a wider wheel profile meets the needs of those customers looking to strengthen their vehicle even further, increasing protection in the event of minor knocks. Available for all models. Standard for 7 t. version.



TELMA ELECTROMAGNETIC RETARDER

The Telma® LVRS600 electromagnetic retarder provides the vehicle with a braking torque of 350 Nm, with full compatibility with the ESP system. Designed for mounting on the transmission shaft, it provides up to 80% of vehicle braking needs, reducing brake wear and temperature and increasing vehicle safety. It is enabled from a special lever on the dashboard, and is operated by pressing the brake pedal.

CONTENTS

- 2. STRONG BY NATURE
- 4. NEW ARCHITECTURE
- 6. STRENGTH
- 8. DESIGN
- 10. VERSATILITY
- 12. HANDLING
- 14. COMFORT
- 16. PERFORMANCE
- 18. MINIBUS
- 20. SERVICES
- 22. CHOOSE YOUR DAILY VAN
- 24. CHOOSE YOUR DAILY CAB
- 26. OPTIONALS
- 31. COLOURS RANGE

COLOUR RANGE

METALLIZED



52481
BOREALIS BLUE



50115
SILVER GRAY



52358
LEIPZIG GRAY

PASTEL



50105
WHITE



50173
ALPINE WHITE



50158
DREAM LIGHT BLUE



50126
MARANELLO RED



50136
AUGUST BLUE



50167
PANAMA YELLOW

You can find further information and detail on the entire Iveco range on the IVECO website. For anyone wishing to get to know more about IVECO: www.iveco.it
The information and images contained in this catalogue are provided by way of example. At any time, and without previous warning, IVECO reserves the right to carry out modifications to website content, for any constructive or commercial reasons.

Iveco with



IVECO

WWW.IVECO.COM



IVECO SPA | VIA PUGLIA 35 | 10156 TURIN | ITALY

IVECO recommends
Original lubricants

PETRONAS
Urania